

MERKEZİ KAYIT İSTANBUL

CSD of Türkiye

REAL ESTATE BASED AND DEVELOPING FINANCIAL
INSTRUMENTS INFORMATION SYSTEM

GEFAS

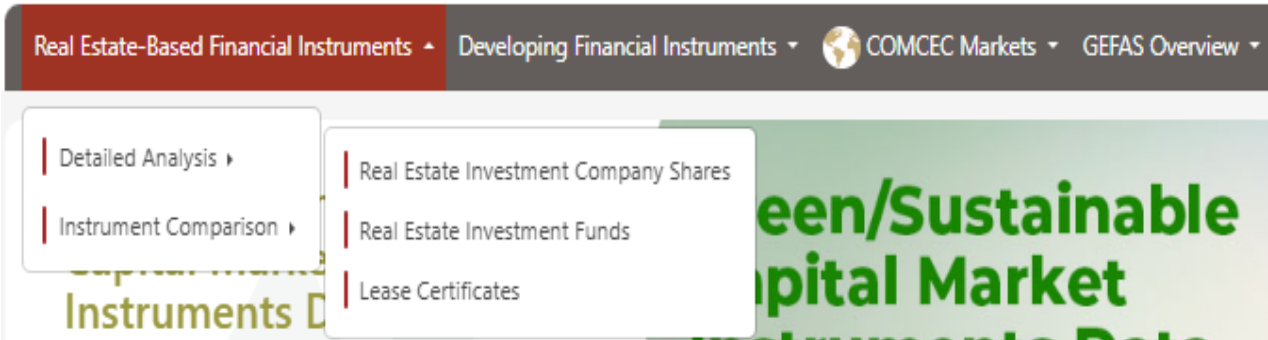


MERKEZİ KAYIT
İSTANBUL

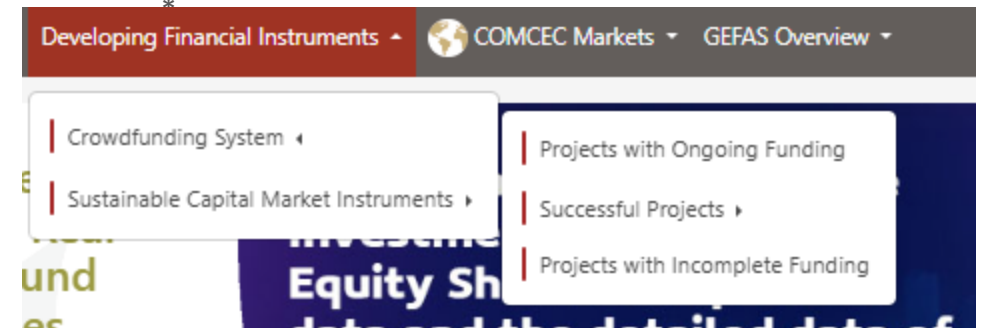
What is GEFAS?

- » GEFAS aims to improve transparency and efficiency in capital markets by facilitating access to product, issuer and performance information on ***Lease Certificates, Real Estate Investment Company Shares and Real Estate Investment Funds*** traded in Borsa Istanbul, hence supporting diversification of investors' investment alternatives in real estate through capital market instruments.
- » Investors will be able to access graphs regarding the closing price, transaction volume and return information of the products via GEFAS, and will also have the opportunity to compare REITs based on this information. Investors can view weekly, monthly, quarterly (3-month), 6-monthly, Year-to-date, 1-year, 3-year and 5-year price, transaction volume and return data of REITs, REIFs and Lease Certificates in separate graphs on TRY and USD basis.
- » GEFAS, which was created with the vision of following financial innovations and developing financial instruments with fast and detailed analysis, in addition to the products mentioned above, it provides access to general data and detailed analyses about the ***Crowdfunding System and Sustainable Capital Market Instruments*** within the scope of Developing Financial Instruments.
- » The capital markets data of COMCEC member countries can be accessed through GEFAS platform.

- » REAL ESTATE INVESTMENT COMPANY SHARES (REIC SHARES)
- » REAL ESTATE INVESTMENT FUND (REIT)
- » LEASE CERTIFICATES



- » CROWDFUNDING SYSTEM
- » SUSTAINABLE CAPITAL MARKET INSTRUMENTS
- » INTERNATIONAL MARKETS (COMCEC)



DATA SERVICES

REAL ESTATE INVESTMENT COMPANY SHARES

Regarding REIC Shares, last price, trading value, market capitalization information, 1-month, 3-month, 6-month, 1-year return data and the historical data of last price, trading volume and return covering weekly, monthly, quarterly (3-month), 6-month, Year-to-Date, 1-year, 3-year and 5-year periods consecutively are shared in USD and TRY currencies.

AKMGY.E - AKMERKEZ GAYRİMENKUL YATIRIM ORTAKLIĞI A.Ş.

Last Price (TRY)	Trading Value (TRY)	Market Cap. (TRY)
225,200	1.562.983,20	8.391.852.800

Last Value Date: 12/30/2024

1 Month Return
+8,58% ↑

3 Month Return
+10,50% ↑

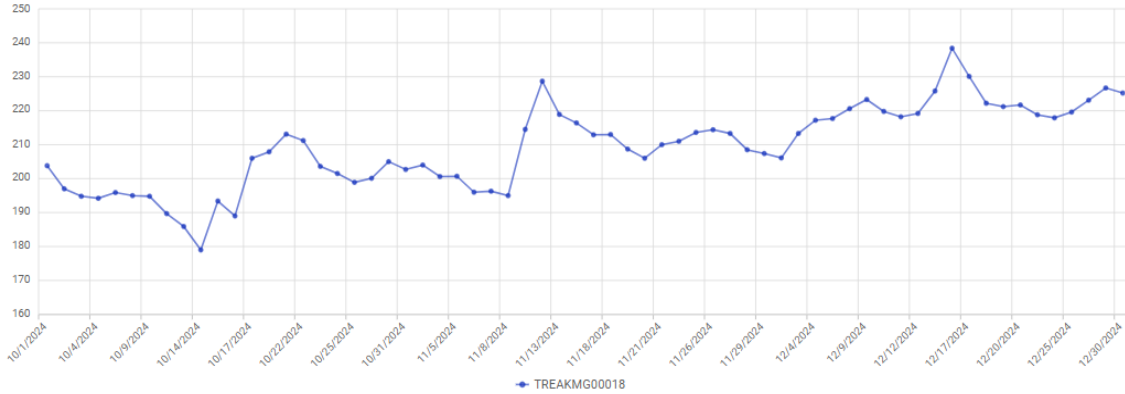
6 Month Return
-11,25% ↓

1 Year Return
+74,70% ↑

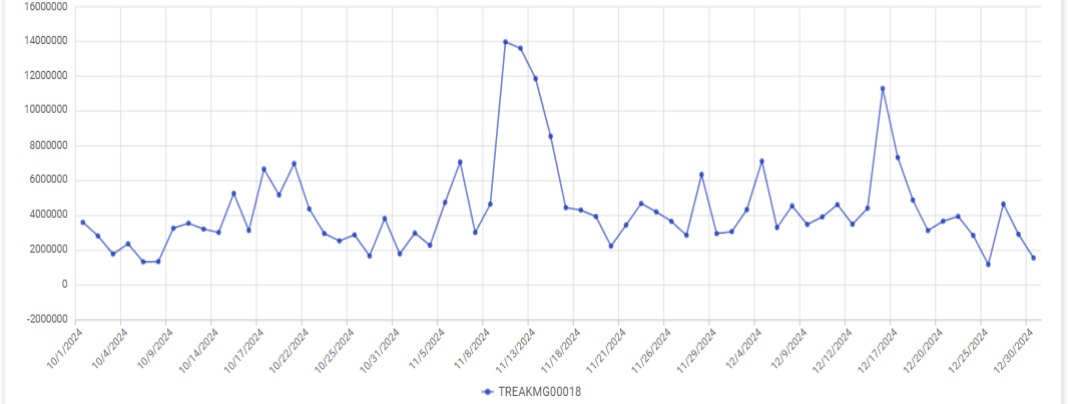
TL

Weekly Monthly **for 3 months** for 6 months Year to date 1 Year 3 Years 5 Years

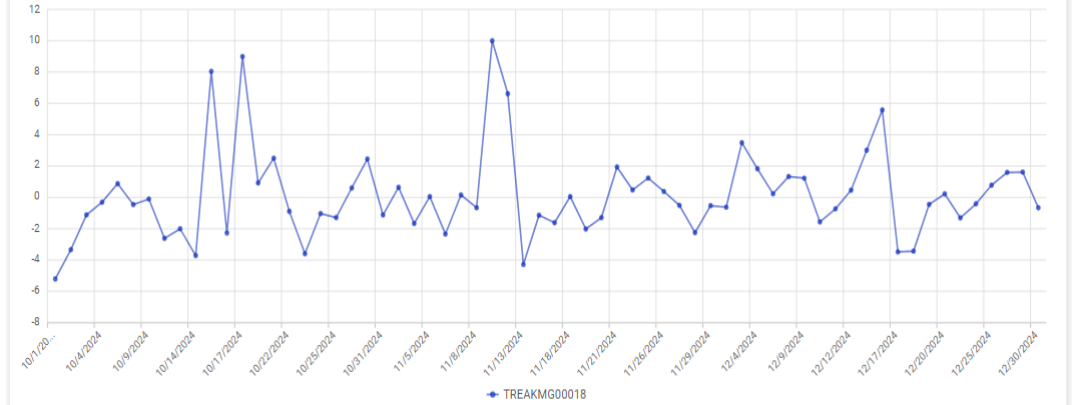
Price Chart



Trading Value (TRY) Chart



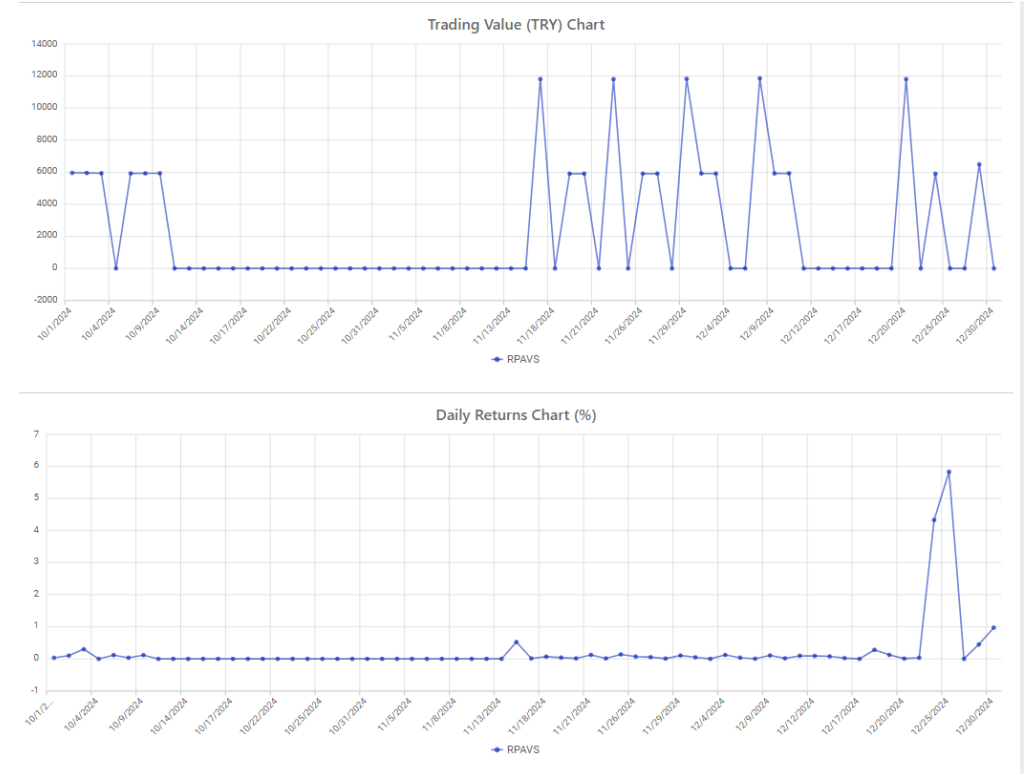
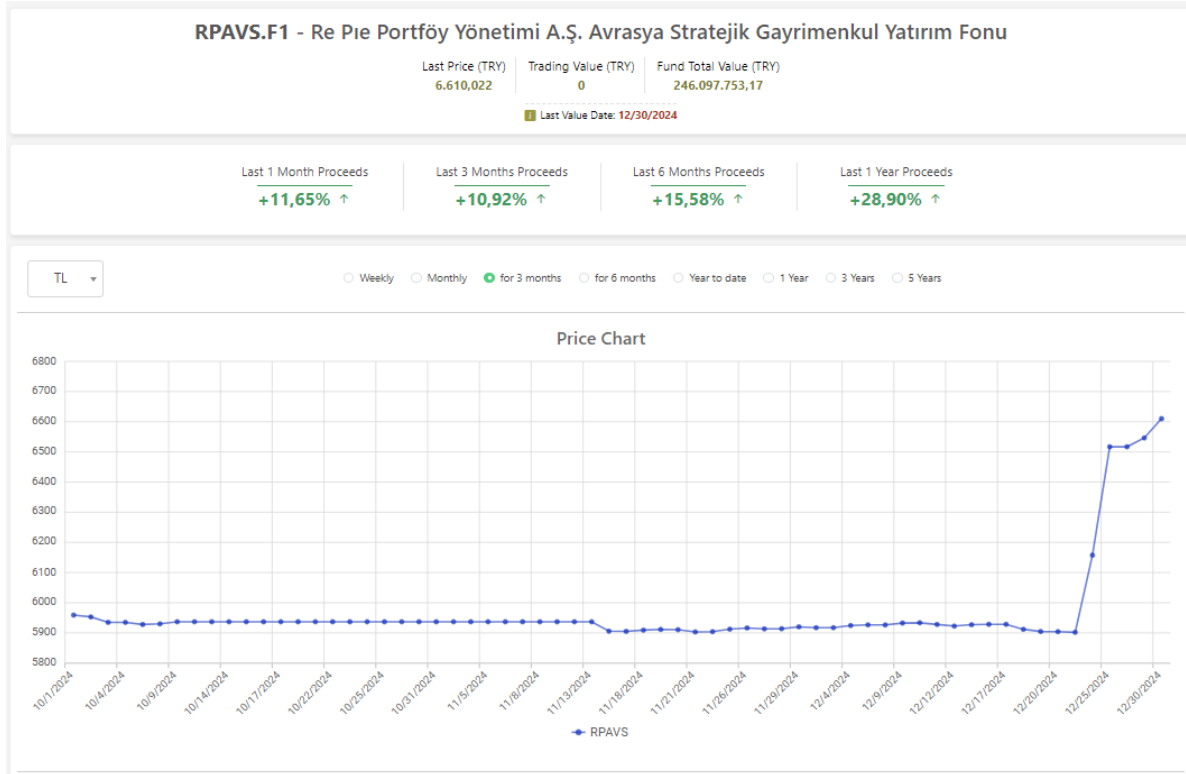
Daily Returns Chart (%)



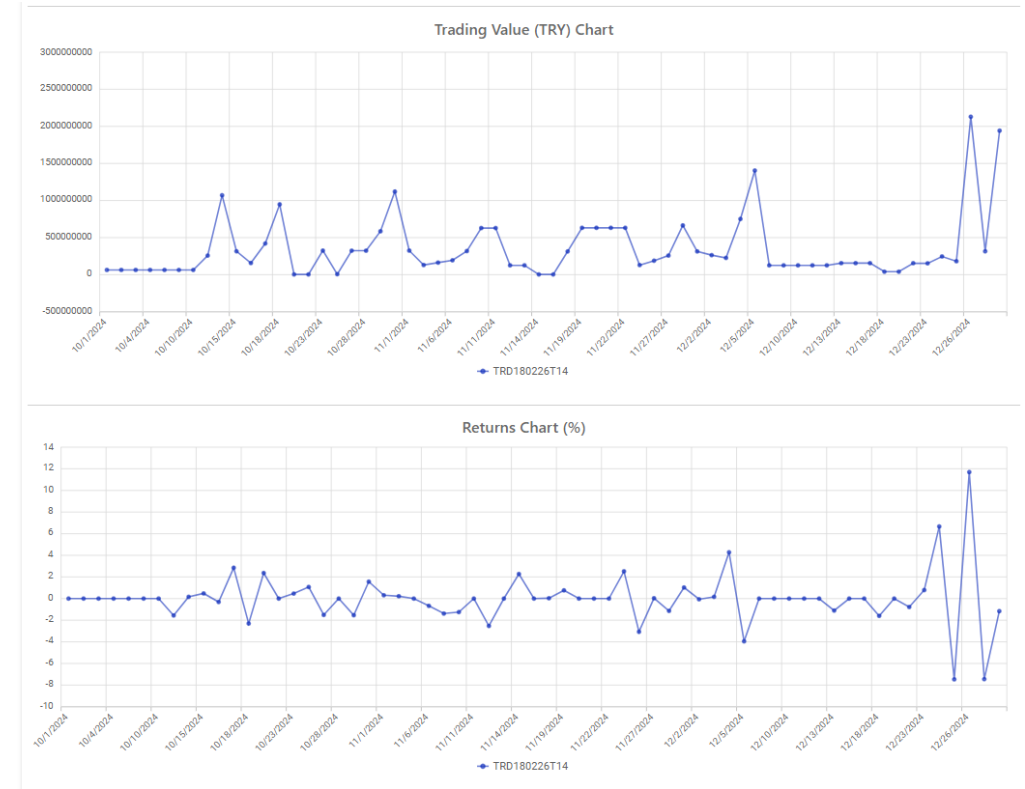
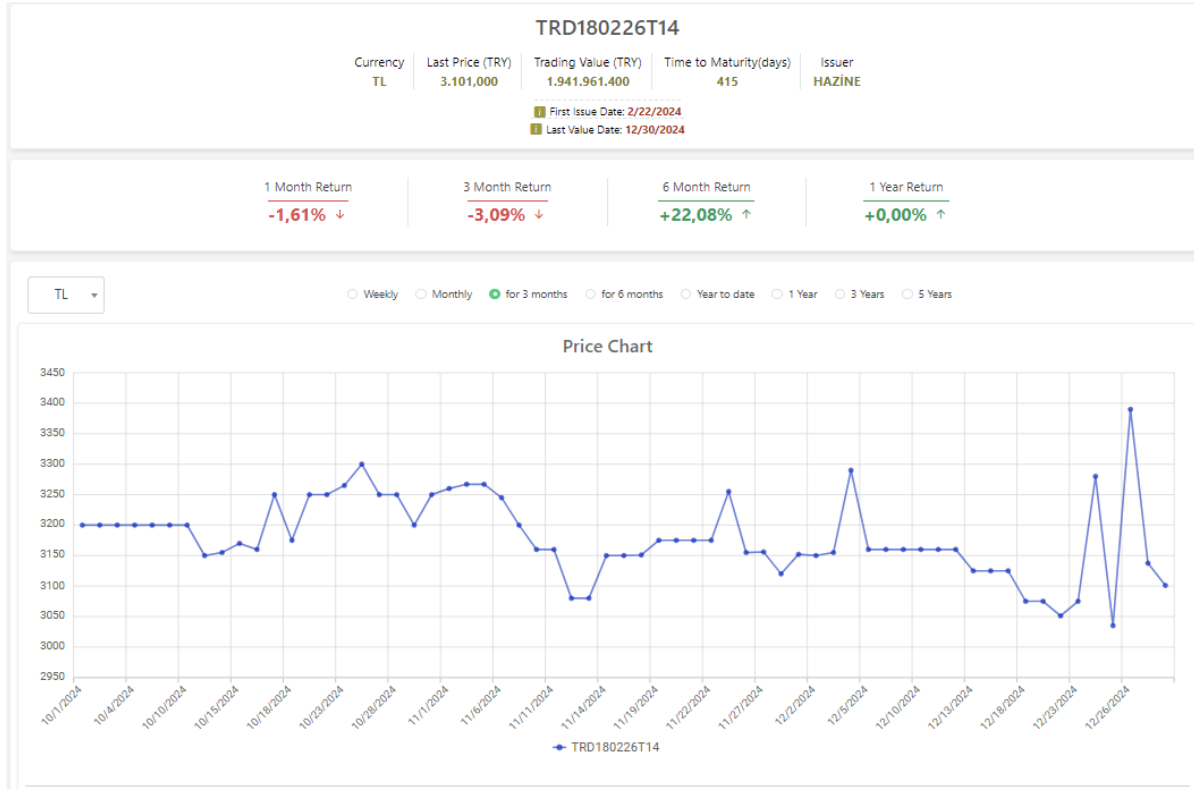
DATA SERVICES

REAL ESTATE INVESTMENT FUND

Regarding REIFs, last price, trading value, fund total value information, 1-month, 3-month, 6-month, 1-year return data and the historical data of last price, trading volume and return covering weekly, monthly, quarterly (3-month), 6-month, Year-to-Date, 1-year, 3-year and 5-year periods consecutively are shared in USD and TRY currencies.



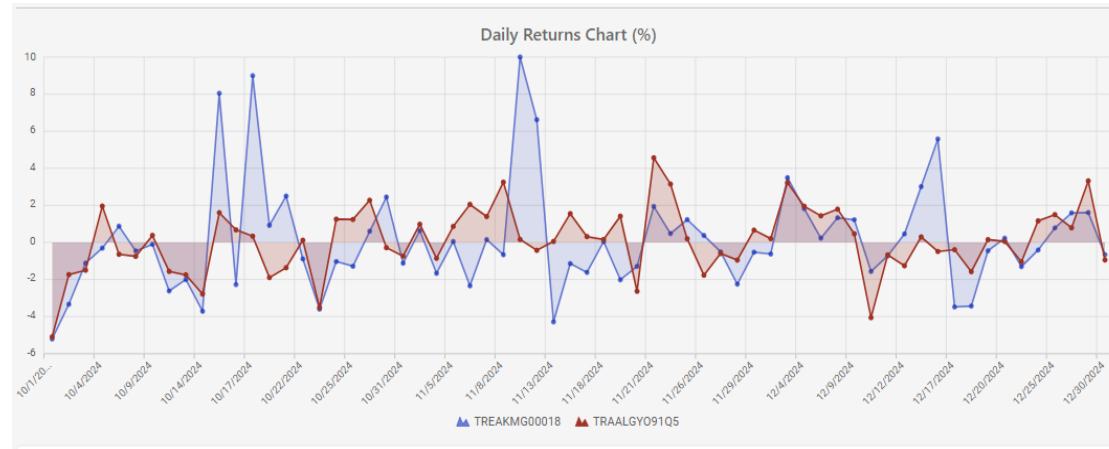
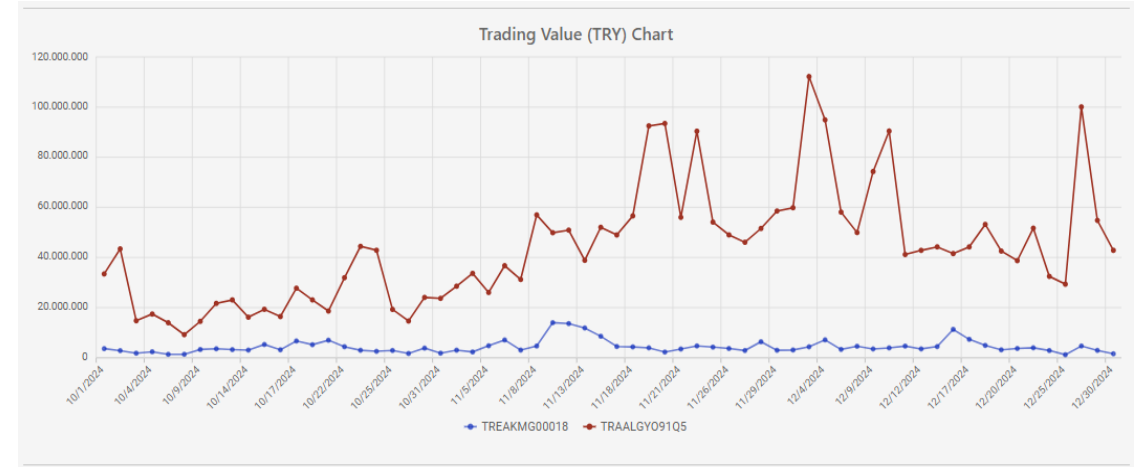
Regarding Licence Certificates, last price, trading value, time to maturity (days) and issuer information, 1-month, 3-month, 6-month, 1-year return data and the historical data of last price, trading volume and return covering weekly, monthly, quarterly (3-month), 6-month, Year-to-Date, 1-year, 3-year and 5-year periods consecutively are shared in USD and TRY currencies.



DATA SERVICES

INSTRUMENT COMPARISON DISPLAY

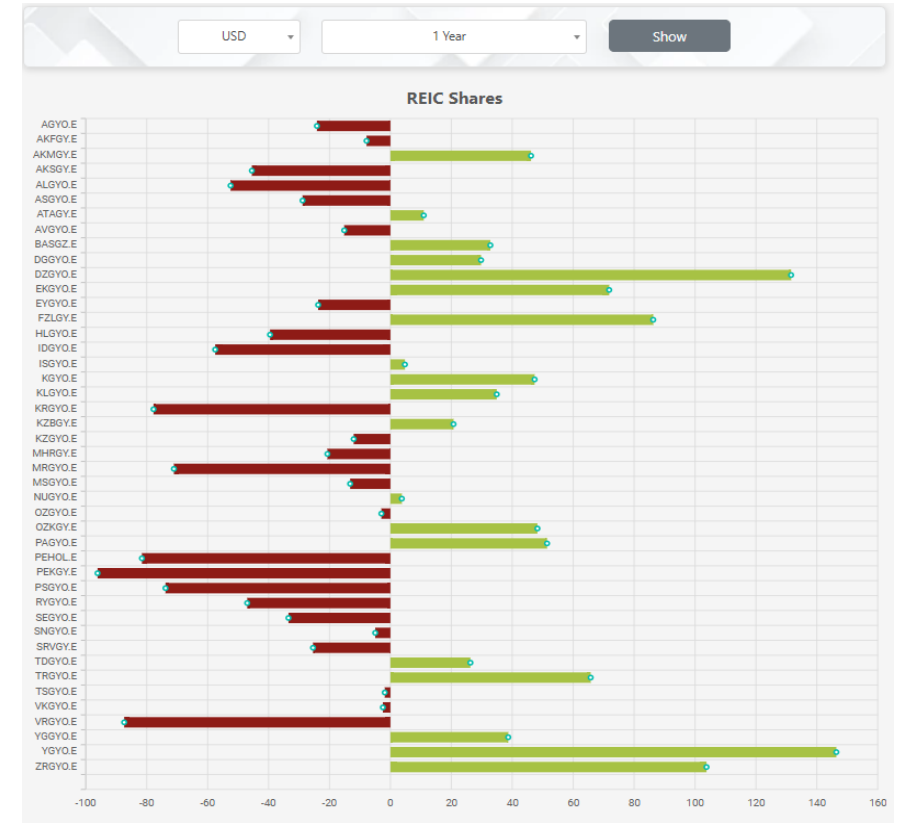
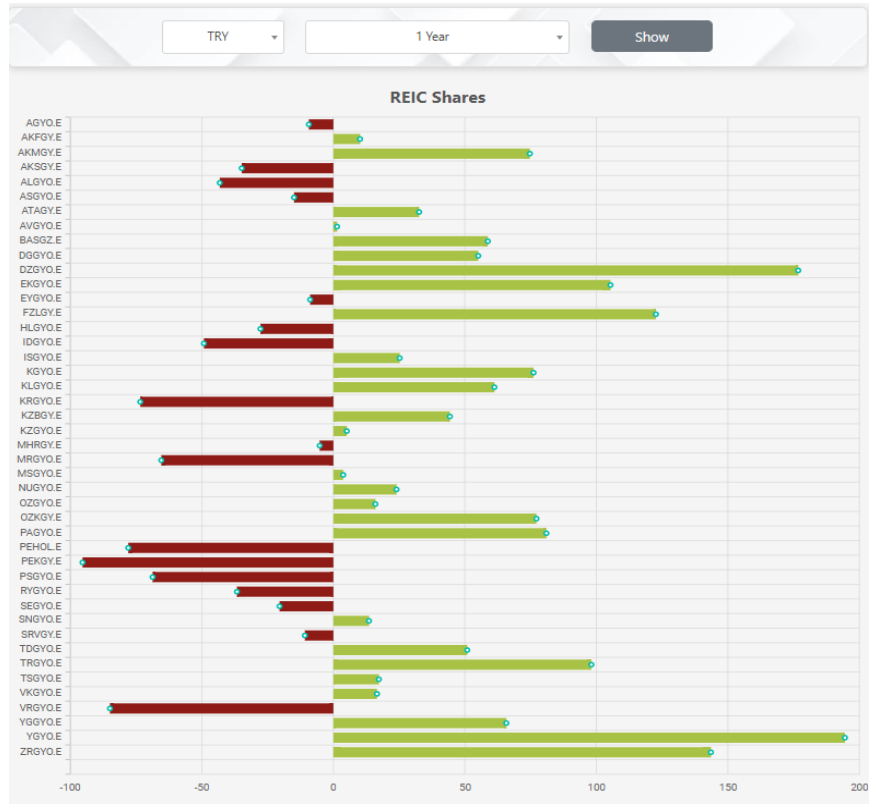
» Instrument Comparison Display includes the comparison data of Real Estate Investment Company Shares shared through last price charts, trading volume charts and daily return charts in USD and TRY currencies.



DATA SERVICES

REIC SHARES RETURN CHART

Regarding REIC Shares, weekly, 1-month, 3-month, 6-month, 1-year return, Year-to Date, 3-year and 5-year is shared on the main page in USD and TRY currencies.



Regarding REIC Shares and REIFs, the top five(5) instruments which have the highest trading value are listed on the main page on daily basis.

 Top REICs by Trading Value	
1.	EMLAK KONUT GAYRİMENKUL YATIRIM ORTAKLIĞI A.Ş.
2.	PERA GAYRİMENKUL YATIRIM ORTAKLIĞI A.Ş.
3.	KIZILBÜK GAYRİMENKUL YATIRIM ORTAKLIĞI A.Ş.
4.	BATI EGE GAYRİMENKUL YATIRIM ORTAKLIĞI A.Ş.
5.	PEKER GAYRİMENKUL YATIRIM ORTAKLIĞI A.Ş.

 Top REIFs by Trading Value	
1.	RE-PIE PORTFÖY YÖNETİMİ A.Ş. FIRSAT GAYRİMENKUL YATIRIM FONU
2.	ALBARAKA PORTFÖY YÖNETİMİ A.Ş. DÜKKAN GAYRİMENKUL YATIRIM FONU
3.	RE PIE PORTFÖY YÖNETİMİ A.Ş. AVRASYA STRATEJİK GAYRİMENKUL YATIRIM FONU
4.	ALBARAKA PORTFÖY YÖNETİMİ A.Ş. SEKİZİNCİ KARMA GAYRİMENKUL YATIRIM FONU
5.	ALBARAKA PORTFÖY YÖNETİMİ A.Ş. DÖRDÜNCÜ KARMA GAYRİMENKUL YATIRIM FONU

Regarding REIC shares, summary and shareholder information are shared while regarding REIFs summary information of founders are shared. Users are directed for further information to Public Disclosure Platform (PDP).

Summary Information	
Headquarters Address	Kültür Mah. Nispetiye Cad. Akmerkez No: 56/1 Beşiktaş/İstanbul
Email Address	gyo@akmerkez.com.tr
Website	http://www.akmgyo.com/
Company Term	Indefinite
Independent Audit Firm	PwC BAĞIMSIZ DENETİM VE SERBEST MUHASEBECİ MALİ MÜŞAVİRLİK A.Ş.
Index Memberships	BIST KURUMSAL YÖNETİM / BIST TÜM-100 / BIST GAYRİMENKUL YAT. ORT. / BIST MALİ / BIST TEMETTÜ / BIST TÜM
Company Sector	MALİ KURULUŞLAR / GAYRİMENKUL YATIRIM ORTAKLIKLARI
Market Segment the Capital Market Instrument is Traded	ALT PAZAR
Ticker	TREKMG00018
General Information	KAP General Information Page

Summary Information	
Founder's Title	QINVEST PORTFÖY YÖNETİMİ A.Ş.
Term of Fund	Süresiz
Ticker	ERS
ISIN Code	TRYQPY500094
Contact Info	Qinvest Portföy Yönetimi A.Ş. Büyükdere Cad. Astoria Kuleleri No 127 A Blok Kat 11 Esentepe 34394 İstanbul Türkiye
Email Address	bilgi@qinvestportfoy.com
Independent Audit Firm	ATA ULUSLARARASI BAĞIMSIZ DENETİM VE SMMM A.Ş.
Market Segment the Capital Market Instrument is Traded	NOT PROCESSED
General Information	KAP General Information Page

Issuer Information	
Company Name	ZİRAAT KATILIM VARLIK KİRALAMA A.Ş.
Headquarters Address	Hobyar Eminözü mah. Hayri Efendi Cad. No:12 Bahçekapı Fatih, 34112 İstanbul, Türkiye
Email Address	info@ziraatkatilimvks.com.tr
Website	www.ziraatkatilimvks.com.tr
Company Term	Süresiz
Independent Audit Firm	PwC BAĞIMSIZ DENETİM VE SERBEST MUHASEBECİ MALİ MÜŞAVİRLİK A.Ş.
Index Memberships	-
Company Sector	-
Market Segment the Capital Market Instrument is Traded	KEŞİN ALIM SATIM PAZARI-(NİTELİKLİ YATIRIMCILAR ARASINDA)
Ticker	TRZKBVK
Paid in/Issued Capital	50.000

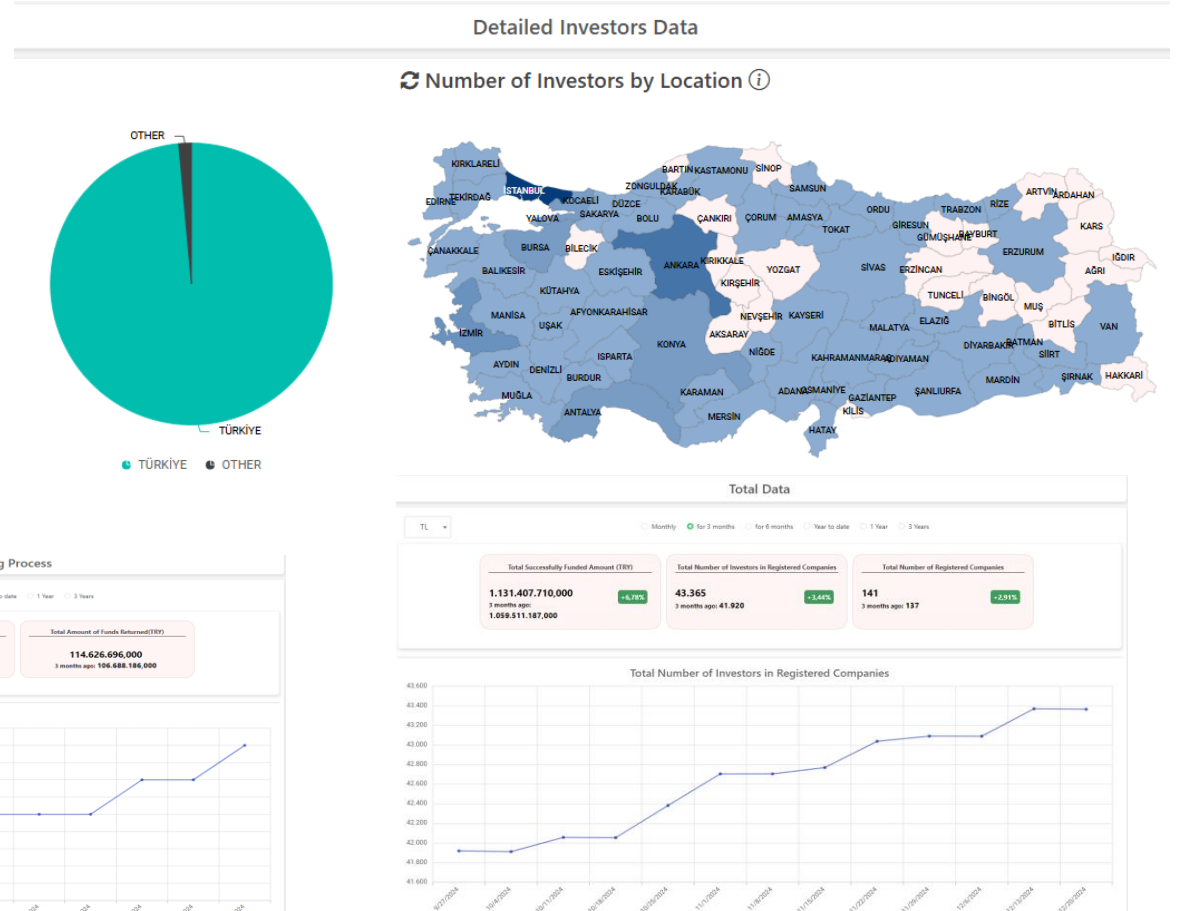
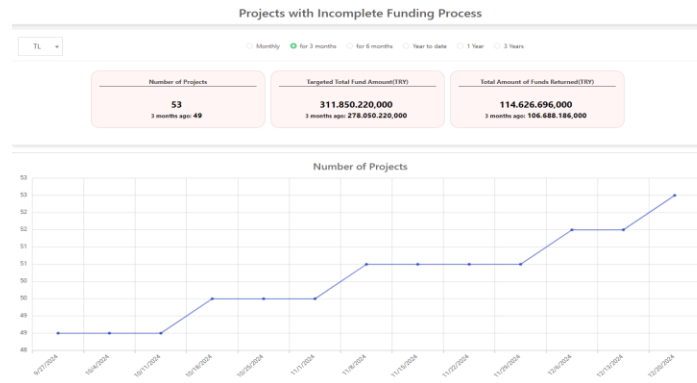
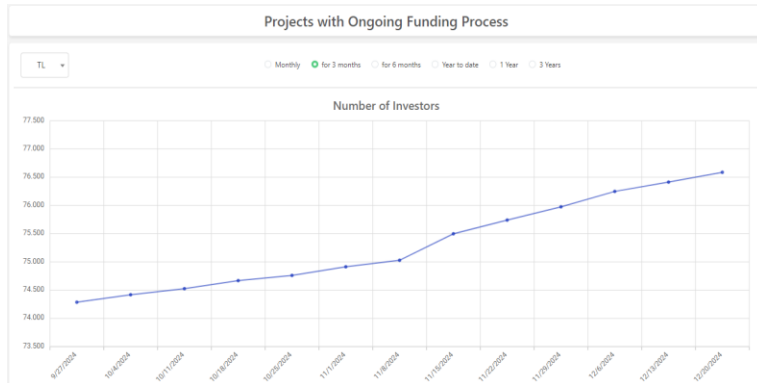
» Regarding the Crowdfunding System, the total and/or detailed data for projects with ongoing, incomplete and successful funding can now be accessed through GEFAS.

You can access detailed data of Crowdfunding System on GEFAS.

gefas.gov.tr

MERKEZİ KAYIT İSTANBUL
Central Securities Depository & Trade Repository of Türkiye

GEFAS
REAL ESTATE BASED AND DEVELOPING FINANCIAL INSTRUMENTS REGISTRATION SYSTEM

DATA SERVICES

SUSTAINABLE CAPITAL MARKET INSTRUMENTS

» For both securities issued at domestic and foreign capital markets; Green Debt Instruments, Sustainable Debt Instruments, Green Lease Certificates, Sustainable Lease Certificates and Blue Debt Instruments data can be accessed through GEFAS.



**Green/Sustainable
Capital Market
Instruments Data
can be accessed
via GEFAS.**

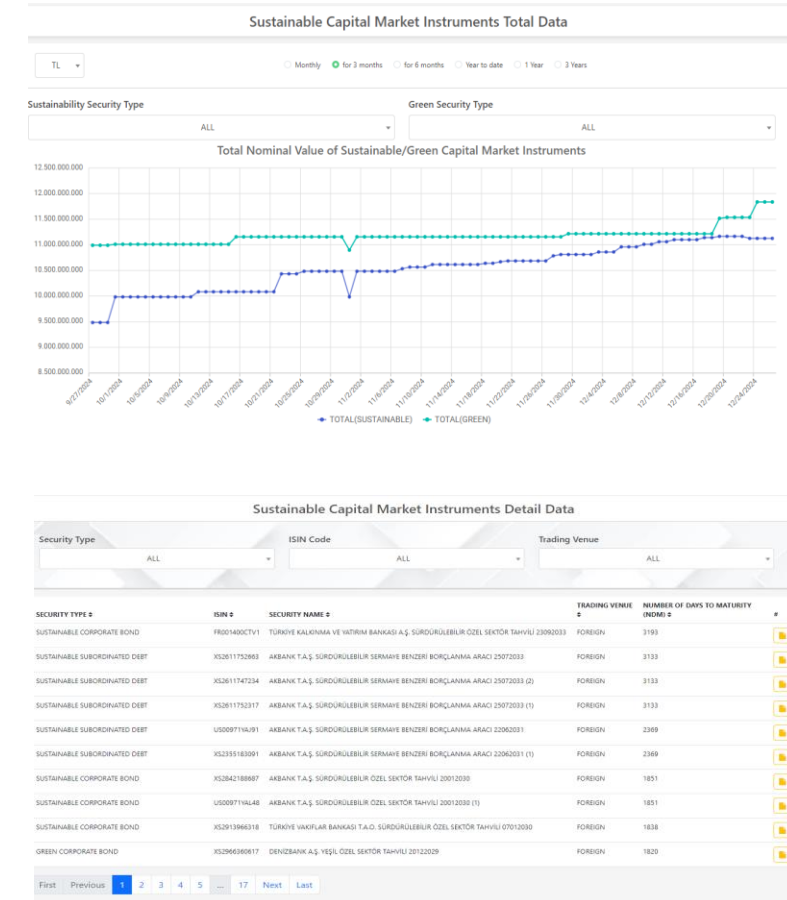
gefas.gov.tr




**MERKEZİ KAYIT
İSTANBUL**
Central Securities Depository
& Trade Repository of Türkiye



GEFAS
REAL ESTATE BASED AND DEVELOPING
FINANCIAL AND ECONOMIC INFRASTRUCTURE SYSTEM



The data regarding real estate financial instruments traded in the capital markets of Standing Committee for Economic and Commercial Cooperation of the Organization of the Islamic Cooperation (COMCEC) member countries can be accessed through GEFAS platform.



The screenshot displays the GEFAS platform interface. At the top, there are logos for GEFAS, COMCEC, and Merkezi Kayit Istanbul. Below the logos, a navigation bar includes links for "Real Estate-Based Financial Instruments", "Developing Financial Instruments", "COMCEC Markets", and "GEFAS Overview". The main content area features a dropdown menu titled "Please Select.." with a list of countries and their stock exchange data: Azerbaijan (Baku Stock Exchange Data), Bangladesh (Dhaka Stock Exchange Data), Egypt (Egyptian Exchange Data), Indonesia (Indonesia Stock Exchange Data), Iran (Tehran Stock Exchange Data), Kuwait (Borsa Kuwait Data), and Lebanon (Beirut Stock Exchange Data). To the left of the dropdown, there is a section titled "Real Estate Investment Trust Equity Shares, Real Estate Investment Fund and Lease Certificates data on GEFAS." with a description of the data available. To the right, there is a candlestick chart showing price movements. At the bottom, there are two main categories: "Real Estate-Based Financial Instruments" and "Developing Financial Instruments". Under "Real Estate-Based Financial Instruments", there are three sub-categories: "Real Estate Investment Company (REIC) Shares", "Real Estate Investment Fund (REIF)", and "Lease Certificates". Under "Developing Financial Instruments", there are two sub-categories: "Crowdfunding System" and "Sustainable Capital Market Instruments".

Please visit our web site for further
information!



www.mkk.com.tr



[@MerkeziKayitTur](https://twitter.com/MerkeziKayitTur)



[Merkezi Kayıt Kuruluşu A.Ş. \(MKK\)](https://www.linkedin.com/company/Merkezi%20Kayit%20Kurulusu%20A.S.%20(MKK))



internationalrelations@mkk.com.tr



**MERKEZİ KAYIT
İSTANBUL**
CSD of Türkiye